

" "

" "

--	--



2021

5700.7

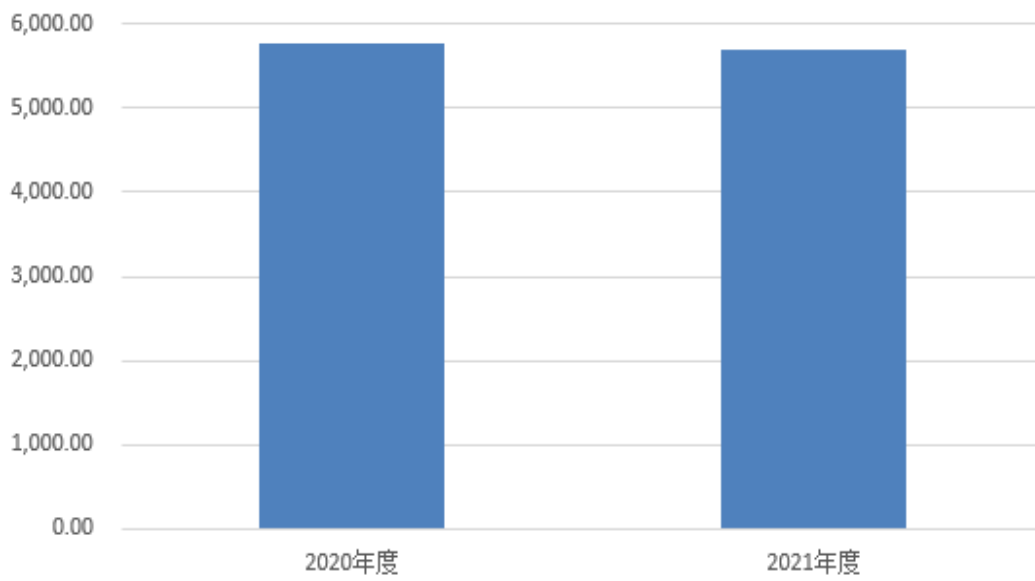
2020

69.5

1.2%

2021

1



5422.25


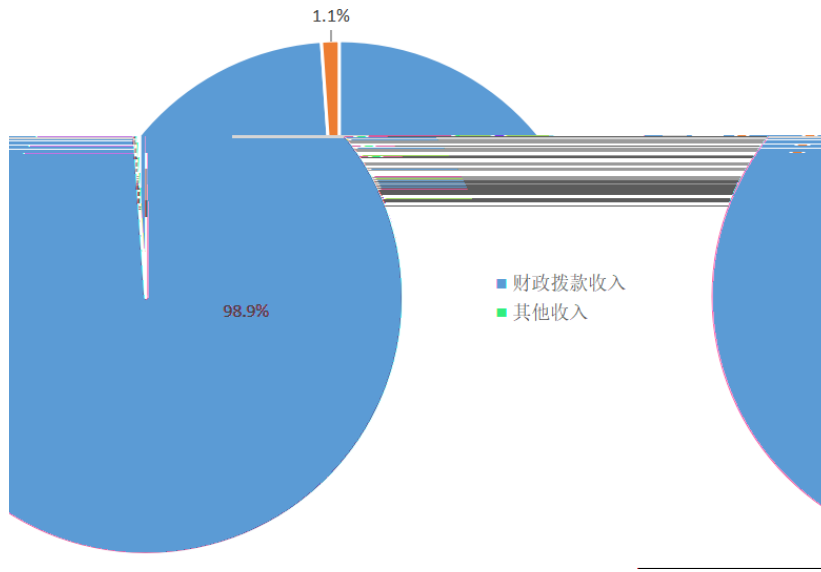
5364.9

98.9%

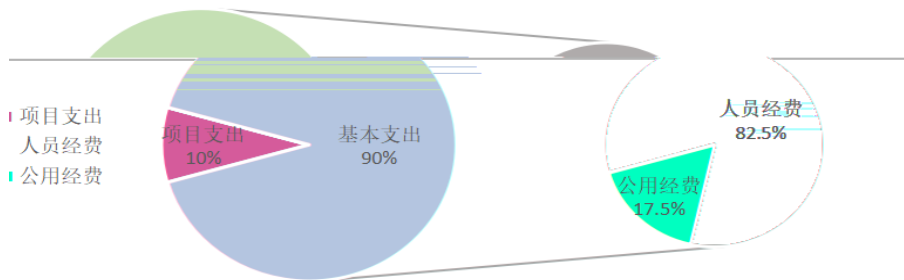
57.36

1.1%

2

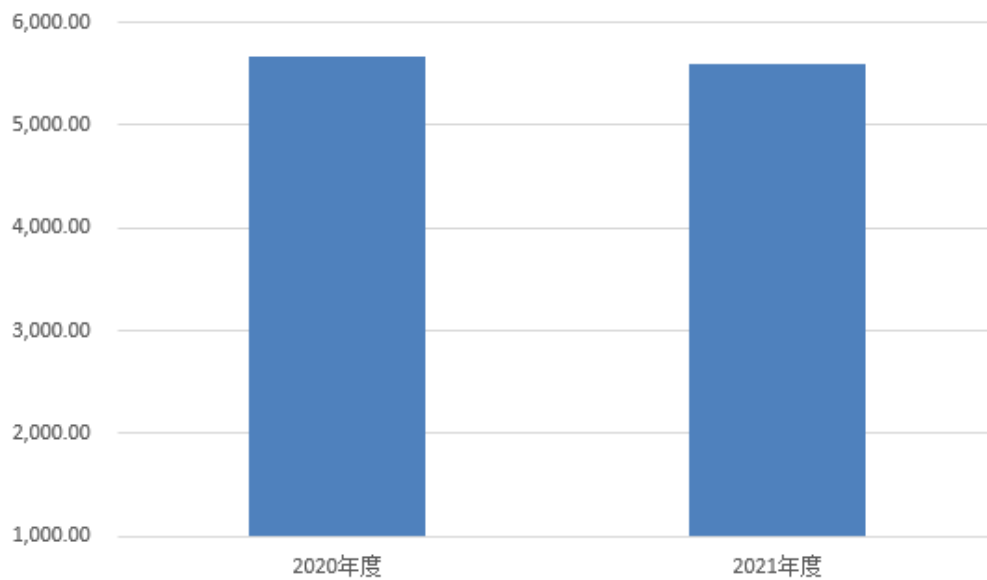


3



2021	5596.91	2020
	76.67	1.4%
2021		2020

4



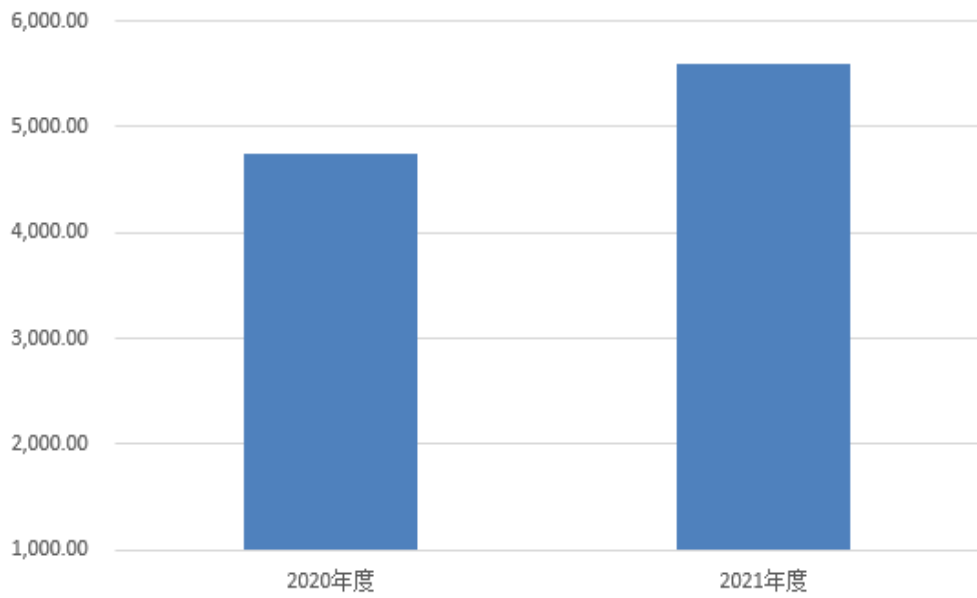
2021	5596.91
98.5%	2020
846.85	17.8%
1.2020	

2021

2. 2020

2021

5



2021

5596.91

4460.28

79.7%

462.37

8.3%

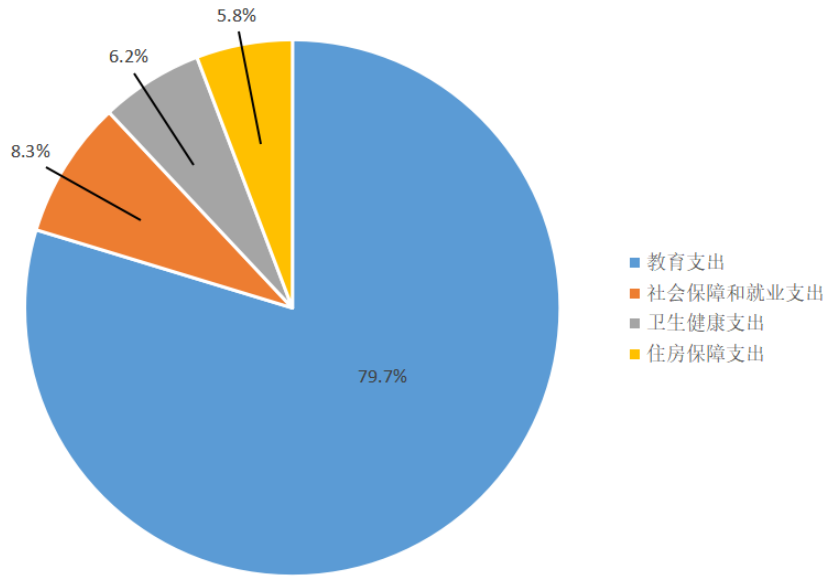
347.22

6.2%

327.04

5.8%

6



Year	Value	Change (%)	Rank
2021	5089.11	110.0%	1.
2020	4596.91		2.
2021	3,958.92	103.1%	1.
2020	380.56		2.
2021	4079.72		1.

3.		19.87	100%
	19.87		
4.		436.06	100%
	436.06		
5.		6.44	
6.		347.22	100%
	347.22		
7.		327.04	100%
	327.04		
2021		4218.35	
		5087.35	

869.01

	"	"		
2021	"	"		13.2
	1.71		13.0%	
	"	"		
"	"			
	"	"		
2021	"	"		1.71
	100%			
1.				
2.			5.94	

1.71

28.8%

"

"

"

"

1.71

2021

12

31

2

0

3.

7.26

0

1.

2021

1

129

100%

2.

129

2021		538.43	
	0		428.48
	109.95		
538.43			100%
	338.57		
62.9%			

	2021	12	31		3		
				0			0
	1			1			0
		0			0		1
					50		
	4			100			0

100%

"

"

"

"

1.

2.

